



A New Synthetic Method of [2.2]Cyclophanes from [3.3]Cyclophane-2,11-diones via Photodecarbonylation

Hajime Isaji,^{a,b} Katsuya Sako,^c Hiroyuki Takemura,^d Hitoshi Tatemitsu,^c and Teruo Shinmyozu^{a,*}

^aInstitute for Fundamental Research of Organic Chemistry (IFOC) and ^bDepartment of Chemistry, Faculty of Science, Kyushu University, Fukuoka 812-8581, Japan

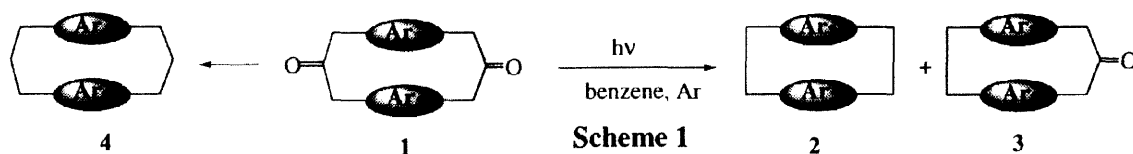
^cDepartment of Systems Management and Engineering, Nagoya Institute of Technology, Nagoya 466-8555, Japan

^dDepartment of Chemistry, Faculty of Science, Kyushu University, Fukuoka 810-8560, Japan

Received 25 February 1998; revised 31 March 1998; accepted 3 April 1998

Abstract: Photoirradiation of [3.3]cyclophane-2,11-diones with a high-pressure Hg lamp in benzene provides the corresponding [2.2]cyclophanes in high yields along with [3.2]-cyclophane-2-ones. © 1998 Elsevier Science Ltd. All rights reserved.

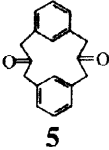
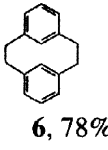
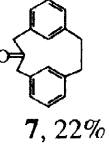
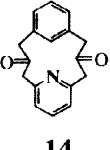
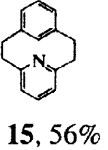
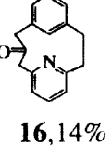
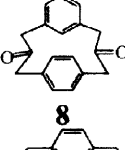
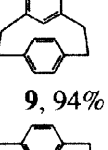
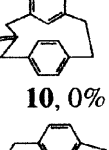
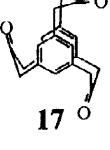
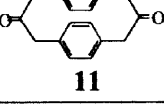
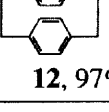
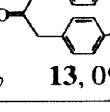
Electronically excited carbonyl compounds undergo various reactions, in which α -cleavage in solution constitutes an important synthetic method.¹ Quinkert et al. first reported the light-induced decarbonylation of ketones in benzene in 1963,^{2a} and found that 1,3-diphenyl-2-propanones afford 1,2-diphenylethanes in high yields.^{2a-d} In the course of our study on multilayered [3.3]metacyclophanes, we noticed that the $n-\pi^*$ bands of the structural units, [3.3]metacyclophane-2,11-diones, appear in the 280–330 nm region.³ We found that photoexcitation of the $n-\pi^*$ bands of [3.3]cyclophane-2,11-diones **1** in benzene extrudes carbon monoxide smoothly to give [2.2]cyclophanes **2** in high yields, and this method constitutes an alternative simple and general synthetic method of [2.2]cyclophanes (Scheme 1).



Irradiation of [3.3]cyclophane-2,11-dione in benzene with a high-pressure Hg lamp gives the corresponding [2.2]cyclophane in satisfactory yield.⁴ The isolated yields of products and irradiation times are summarized in Table 1. The reactions of [3.3]metapara- and paracyclophane-2,11-diones **8** and **11** proceed smoothly to give [2.2]metapara- and paracyclophanes **9** and **12** in high yields, while the reaction is rather slow but [2.2]metacyclophane **6** is obtained in 78% yield along with [3.2]metacyclophane-2-one **7** from [3.3]metacyclophane-2,11-dione **5**. This method is also applicable to the synthesis of [2.2]pyridinophane **15**, while tribridged ketone **17** is inert toward the reaction conditions. We can safely say that the reaction conditions can be adjusted to the preferential formation of [3.2]cyclophane-2-one **3**, from the time-control reaction of **9**. When irradiation was stopped at 1 hour, 14% of **10** and 85% of **11** was isolated, and at 30 min., **10**, **11**, and the starting material **9** were isolated in 43%, 47%, and 10% yield, respectively. The intramolecular fashion of this reaction is supported by the exclusive formation of unsymmetrical [2.2]- and [3.2]cyclophanes from unsymmetrical starting ketones, as exemplified by **8** and **14**.

Recently, Vögtle et al. reported that flash vacuum pyrolysis (10^{-5} torr, 610-650 °C) of [3.3]cyclophane-2,11-diones affords [2.2]cyclophanes in moderate yields.⁵ The advantage of our photochemical method over Vögtle's and other conventional methods^{6,7} is the simple and easy experimental procedures, which do not require special apparatus or reagents, and the high yields obtained. Thus, [3.3]cyclophane-2,11-diones, which are readily accessible by the TosMIC coupling,⁸ serve as common precursors to the synthesis of [3.3]cyclophane **4** and [2.2]cyclophane **2**. Further study on the scope and limitations of our method is in progress and the results will be reported elsewhere.

Table 1. Yields of [2.2]cyclophanes and [3.2]cyclophane-2-ones.^{4,9,10}

Dione	Time (h) of irradiation	Product Yields (%)		Dione	Time (h) of irradiation	Product Yields (%)	
 5	24.5	 6 , 78%	 7 , 22%	 14	45	 15 , 56%	 16 , 14%
 8	5	 9 , 94%	 10 , 0%	 17	20	no reaction	
 11	4	 12 , 97%	 13 , 0%				

We gratefully acknowledge financial support by Grant-in-Aid for Scientific Research (B) (No. 09440221) from the Ministry of Education, Science, Sports, and Culture, Japan.

References and Notes

*E-mail: shinmyo@ms.ifoc.kyushu-u.ac.jp

- Turro, N. J. *Modern Molecular Photochemistry*; University Science Books: Mill-Valley, California, **1991**.
- (a) Quinkert, G.; Opitz, K.; Weisdorff, W. W.; Weinlich, J. *Tetrahedron Lett.*, **1963**, 1863-1868.
(b) Engel, P. S. *J. Am. Chem. Soc.*, **1970**, *92*, 6074-6076. (c) Robbins, W. K.; Eastman, R. H. *J. Am. Chem. Soc.*, **1970**, *92*, 6076-6077. (d) Robbins, W. K.; Eastman, R. H. *J. Am. Chem. Soc.*, **1970**, *92*, 6077-6079.
- Shinmyozu, T. et al. unpublished results.
- Typical Procedure: A benzene solution (1 L) of [3.3]cyclophane-2,11-dione **1** (8.0×10^{-4} moles), flushed for 30 min with argon, is irradiated with a high pressure Hg lamp (400 W) as internal light source at ambient temperatures while argon is bubbled. Progress of the reaction is monitored by TLC (silica gel, CH_2Cl_2 or $\text{CH}_2\text{Cl}_2/\text{AcOEt}=5/1$). After the starting ketone is consumed, the solvent is removed *in vacuo* and the residue is purified by silica gel (alumina in case of **14**) preparative TLC.
- (a) Breitenbach, J.; Ott, F.; Vögtle, F. *Angew. Chem. Int. Ed. Engl.*, **1992**, *31*, 307-308. (b) Ott, F.; Breitenbach, J.; Nieger, M. Vögtle, F. *Chem. Ber.*, **1993**, *126*, 97-101.
- (a) Takemura, H.; Shinmyozu, T.; Inazu, T. *Tetrahedron Lett.*, **1988**, *29*, 1031-1032. (b) Higuchi, H.; Tani, K.; Otsubo, T.; Sakata, Y. *Bull. Chem. Soc. Jpn.*, **1987**, *60*, 4027-4036. (c) Boekelheide, V.; Reingold, D.; Tuttle, M. *J. Chem. Soc. Chem. Commun.*, **1973**, 406-407. (d) Vögtle, F. *Angew. Chem. Int. Ed. Engl.*, **1969**, *8*, 274.
- For a review: Vögtle, F. *Cyclophan-Chemie*; B. G. Teubner: Stuttgart, **1990**.
- (a) Kurosawa, K.; Suenaga, M.; Inazu, T. *Tetrahedron Lett.*, **1982**, *23*, 5335-5338. (b) Shinmyozu, T.; Hirai, Y.; Inazu, T. *J. Org. Chem.*, **1986**, *51*, 1551-1555. (c) Breitenbach, J.; Vögtle, F. *Synthesis*, **1992**, 41-42.
- Physical properties and ^1H NMR data of **6**, **9**, **12**, and **15** were in complete agreement with those reported.
- All new compounds **7**, **10**, **16** show satisfactory spectroscopic and elemental analysis data.